

# Holbrook CofE Primary School remote learning immediate offer

## Class 4:



English	Maths	Topic	Physical
<ul style="list-style-type: none"> <li>Read your reading book</li> <li>Write sentences using your current/past spellings</li> </ul> <p>Choose an activity from the pack below</p>	<ul style="list-style-type: none"> <li>Go on TT Rockstars</li> <li>Practise your times tables using 'clock faces</li> </ul> <p>Choose an activity from the pack below</p>	<ul style="list-style-type: none"> <li>Complete a topic activity from the pack below</li> </ul>	<p>Choose an active activity each day:</p> <ul style="list-style-type: none"> <li>Go Noodle <a href="https://app.gonoodle.com/categories">https://app.gonoodle.com/categories</a></li> <li>Joe Wickes Workouts <a href="#">the body coach for kids - Bing</a></li> <li>Cosmic Kids Yoga</li> <li><a href="#">Zen Den Archives - Cosmic Kids</a></li> </ul>
<p>Further resources to support learning in English</p>	<p>Further resources to support learning in Maths</p>	<p>Further resources to support learning</p>	
<ul style="list-style-type: none"> <li><a href="#">SPAG Tests Online - Practice Grammar &amp; Punctuation Tests Online</a></li> <li><a href="#">Spellzone - the online English spelling resource</a></li> <li><a href="#">THE LITERACY SHED - Home</a></li> <li><a href="#">Classroom Secrets   Choice   Quality   Balance</a></li> <li><a href="#">IXL - Family Learning Hub</a></li> </ul>	<ul style="list-style-type: none"> <li><a href="#">MyMaths - Bringing maths alive - Home</a></li> <li><a href="#">IXL - Family Learning Hub</a></li> <li><a href="#">Classroom Secrets   Choice   Quality   Balance</a></li> <li><a href="#">Mathletics for Home   Online Maths Program   Learning at Home</a></li> <li><a href="#">Family Maths Toolkit   National Numeracy</a></li> </ul>	<ul style="list-style-type: none"> <li><a href="#">Science Resources for Parents   Primary Resources (twinkl.co.uk)</a></li> <li><a href="#">Activities from The Art Room - Place2BePrimary Homework Help   Online Games For Kids - BBC Bitesize</a></li> <li><a href="#">Home - The Children's University of Manchester</a></li> </ul>	

From the first day of absence, your child should complete these activities. Where children are absent for more than three days, more activities will be provided which will help your child to keep up with core learning taking place in school.

Literacy activities –  
choose one a day

# The Bottom of the Stairs

Catherine had never been afraid of the dark. To her, the dark night was where adventures happened, where ogres fought each other in the forest, and where dragons flew through the blackened sky. She had never been afraid of the dark before, so why should she start being afraid now?



Catherine trod carefully, the air was becoming warm and wet as she descended into the basement. She arrived at the bottom of the stairs and a long, tiled corridor stretched out before her. At the end of the corridor was a door with a deep red glow shining through. "The dragon," she said to herself, and crept towards the door.

# Questions

1. What does Catherine imagine happens in the dark?

---

---

2. Why might Catherine have been too hot in the basement?

---

3. How would you have felt going down the stairs into the basement?

---

4. Why would Catherine need to creep towards the open door?

---

5. In what part of the text does Catherine's journey begin?

---

6. Why might the writer have described a deep red glow shining through the door?

---

---

7. What do you think the writer wants us to understand about Catherine?

---

---

8. Do the dragons and ogres in this story make a link to any other type of story?

---

---

Writing activity: 'Winter is coming'

There are two parts to this activity – a vocabulary activity and a story writing activity.



## Vocabulary building

Take one minute to look at the image.

Now, write down as many words as you can to describe:

- What you can see
- What you can smell
- What you can hear
- What you can feel

## Story starter

One half of the world was everlasting summer. One half of the world was perpetual winter.

In Summerland, birds sang happily in the trees as the glorious sun beat down upon the blissful inhabitants, in a dream-like existence of utter perfection.

In Winterland frost hung down from the skeletal trees like mirthless fangs, the unsympathetic snow punishing all life like a merciless god.

Stitch by stitch the Lady of Winterland worked tirelessly; growing the borders, furthering the boundaries, extending the wrath of the cold, inch by frozen inch.

Winter was coming...



Complete the story – here's a word bank to help you.

## Word bank

bleak

stitch

ice

sun

trees

needle

cloud

cold

winter

foliage

grow

birds

earth

hot

heat

## Writing activity: Opening Doors

There are two parts to this activity – a vocabulary activity and a story writing activity.



## Vocabulary building

Take one minute to look at the image.

Now, write down as many words as you can to describe:

- What you can see
- What you can smell
- What you can hear
- What you can taste

## Story starter

Two mysterious portals had appeared in the twilight. The first door burst open and beams of light poured through, filling the countryside with a warm, amber glow.

Sleepily, a man stumbled over the cool grass in a dream-like trance. The Earth seemed to stand still. Everything seemed to have stopped. All he could hear was the distant rumble of thunder, and the constant drone of the television within.

He was now just a few steps away. What lay beyond the mysterious door ahead? What might that world be like?

Continue the story.



## Word bank

land

mysterious

gateway

future

view

twilight

door

beams

adventure

thunder

portal

entrance

landscape

grey

light

# Dolphins

## What Do Dolphins Look Like?

A dolphin is a marine animal that is part of the whale family. Some can grow up to 9.8 metres and weigh over 5000kg. Hector's dolphins, the smallest known species, only reach an average length of 1.2 metres and an average weight of 50kg.




Dolphins have smooth, rubbery skin and are usually a mixture of black, white and grey in colour. They have two fins on their sides, a triangular fin on their back and a tail. A dolphin's tail, which propels the animal in lunges and dives, is horizontal unlike fish. Like other whales, they have an insulating layer of fat under the skin called blubber to protect them in the harsh cold of the freezing seas.

Dolphins are mammals, not fish, so they are warm-blooded and are able to maintain their body temperature. Like other whales, they have lungs and breathe through a single nostril called the blowhole which is located on the top of their head. The blowhole is opened at the surface of the water to inhale and exhale air.

## Where Do Dolphins Live?

Dolphins live in the world's seas, oceans and rivers. They like to be with other dolphins, living together in groups called pods. In the wild, bottlenose dolphin pods are formed based on age, sex and family relationships. This could be mothers and their newborns or most recent offspring, a mix of male and female young dolphins and adult males either alone or in pairs. Dusky dolphins, commonly found off the coast of New Zealand, have been known to create superpods of over a thousand dolphins, due to being so well fed.



Some dolphin pods like to live in coastal areas while others choose to live in shallow waters away from the coast or further out to sea.

The Amazon river dolphin prefers to live in freshwater rivers and lakes. Other dolphins, such as the bottlenose dolphin, may visit lakes and can be seen close to cities.

### Hunting Behaviour

Bottlenose dolphins are unique hunters - they hunt their prey by swimming around fish in large circles while beating their tails down hard to stir up the shallow silt (sea floor), making the water murky. The lead dolphin continues to do this, making the circle smaller and smaller, eventually trapping the fish like in a net. As the fish leap out of the circle to escape, the other dolphins catch them in their mouths.



Spinner dolphins, commonly found in the Pacific Ocean, can often be found swimming near tuna as the fish relies on the dolphins to find food. The dolphins communicate through clicks and whistles as they dive below the water. They swim under lantern fish to drive them to the surface for the pod and other fish to feed on.

A bottlenose dolphin can jump out of the water as high as 4.9 metres from the surface and can flip over onto their back, belly or side. This is known as breaching. They breach for many reasons, including to let other dolphins know there is food nearby.



# Dolphins Questions

1. Find and copy one word which refers to something that lives in the sea.

---

2. Fill in the missing words.

A dolphin's tail, which \_\_\_\_\_ the animal in \_\_\_\_\_ and dives, is horizontal unlike fish.

3. Why do dolphins have a layer of blubber?

---

---

4. Number the events from **1-5** to show the order in which they occur. The first one has been done for you.

	They beat their tail down hard to stir up the shallow silt.
	Fish leap out of the circle to escape.
<b>1</b>	Bottlenose dolphins hunt their prey by swimming around in large circles ready to close in.
	The water changes to become opaque.
	The lead dolphin makes the circle smaller and smaller to trap the fish like in a net.

5. Which type of dolphins are commonly found in the Pacific Ocean? Tick one.

- bottlenose dolphins
- Amazon river dolphins
- dusky dolphins
- spinner dolphins

6. Look at the section about bottlenose dolphin's hunting techniques. Compare this to the spinner dolphins hunting techniques mentioned in the text. How are these similar?

---

---

---

## Dolphins Questions

7. Compare pods to human families. How are these similar or different?

---

---

---

8. Summarise what you have learnt about dolphins using 25 words or fewer.

---

---

---

## Dolphin Answers

7. Compare pods to human families. How are these similar or different?

**Pupils' responses will vary. Accept similarities for family relationships such as mother and child, a mix of male and female in a family, single or pair of adult males. Differences could include human families will sometimes contain single or pair of females.**

8. Summarise what you have learnt about dolphins using 25 words or fewer.

**Answers will vary.**

**Maths activities –  
choose one a day**

# Large Numbers Addition Worksheet

$$\begin{array}{r} \text{a)} \quad 5122 \\ \quad 120 \\ + \quad 309 \\ \hline \\ \hline \end{array}$$

$$\begin{array}{r} \text{b)} \quad 440 \\ \quad 3055 \\ + \quad 123 \\ \hline \\ \hline \end{array}$$

$$\begin{array}{r} \text{c)} \quad 9999 \\ \quad 381 \\ + \quad 222 \\ \hline \\ \hline \end{array}$$

$$\begin{array}{r} \text{d)} \quad 79 \\ \quad 927 \\ + \quad 3748 \\ \hline \\ \hline \end{array}$$

$$\begin{array}{r} \text{e)} \quad 2378 \\ \quad 592 \\ + \quad 92 \\ \hline \\ \hline \end{array}$$

$$\begin{array}{r} \text{f)} \quad 2849 \\ \quad 81 \\ + \quad 317 \\ \hline \\ \hline \end{array}$$

$$\begin{array}{r} \text{g)} \quad 62 \\ \quad 5916 \\ + \quad 126 \\ \hline \\ \hline \end{array}$$

$$\begin{array}{r} \text{h)} \quad 5783 \\ \quad 3956 \\ + \quad 276 \\ \hline \\ \hline \end{array}$$

$$\begin{array}{r} \text{i)} \\ \quad 3769 \\ \quad 277 \\ + \quad 3358 \\ \hline \\ \hline \end{array}$$

$$\begin{array}{r} \text{j)} \quad 46 \\ \quad 6928 \\ \quad 94 \\ + \quad 197 \\ \hline \\ \hline \end{array}$$

$$\begin{array}{r} \text{k)} \quad 4924 \\ \quad 9376 \\ \quad 384 \\ + \quad 37 \\ \hline \\ \hline \end{array}$$

$$\begin{array}{r} \text{l)} \quad 9476 \\ \quad 83 \\ \quad 846 \\ + \quad 6254 \\ \hline \\ \hline \end{array}$$

$$\begin{array}{r} \text{m)} \quad 495 \\ \quad 8372 \\ \quad 86 \\ + \quad 2652 \\ \hline \\ \hline \end{array}$$

$$\begin{array}{r} \text{n)} \quad 8278 \\ \quad 6970 \\ \quad 384 \\ + \quad 93 \\ \hline \\ \hline \end{array}$$

$$\begin{array}{r} \text{o)} \quad 844 \\ \quad 9243 \\ \quad 393 \\ + \quad 23 \\ \hline \\ \hline \end{array}$$

$$\begin{array}{r} \text{p)} \quad 765 \\ \quad 6937 \\ \quad 926 \\ + \quad 2857 \\ \hline \\ \hline \end{array}$$

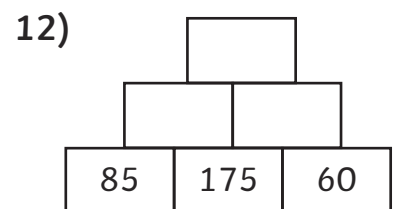
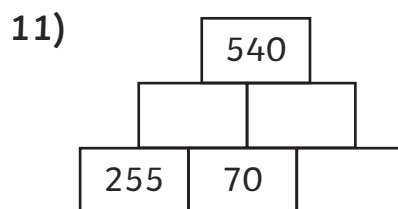
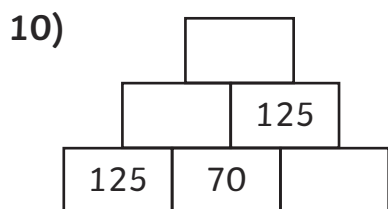
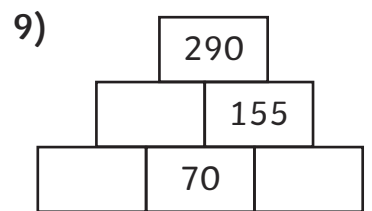
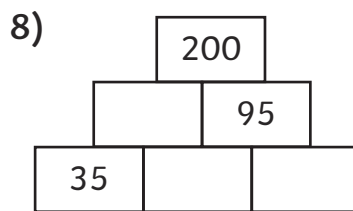
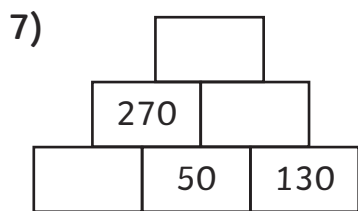
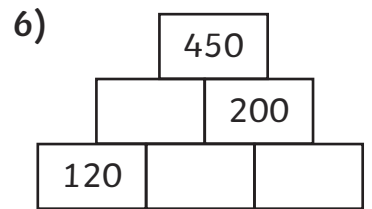
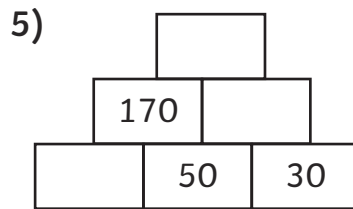
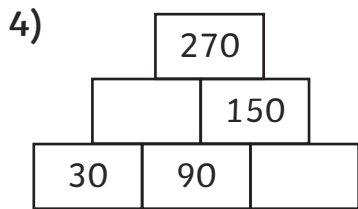
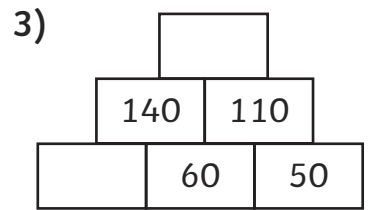
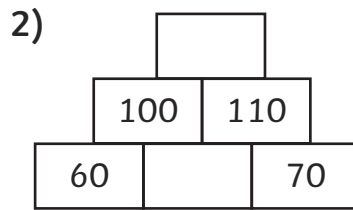
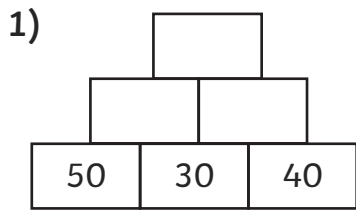
$$\begin{array}{r} \text{q)} \quad 6847 \\ \quad 946 \\ \quad 855 \\ + \quad 21 \\ \hline \\ \hline \end{array}$$

$$\begin{array}{r} \text{r)} \quad 846 \\ \quad 54 \\ \quad 365 \\ + \quad 2395 \\ \hline \\ \hline \end{array}$$



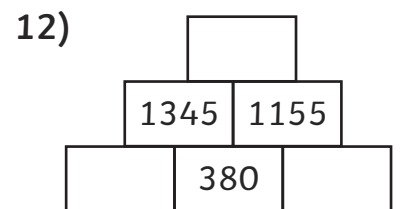
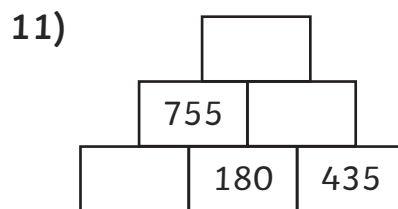
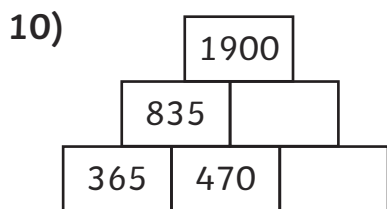
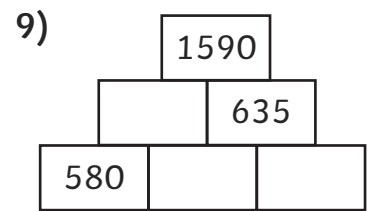
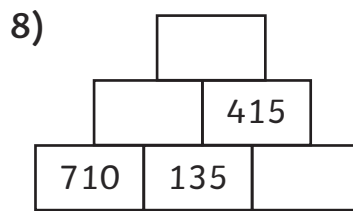
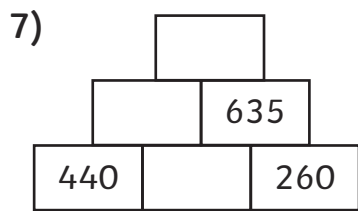
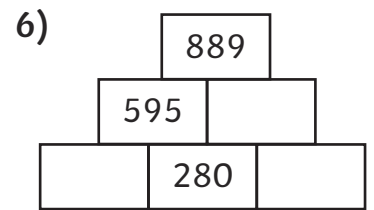
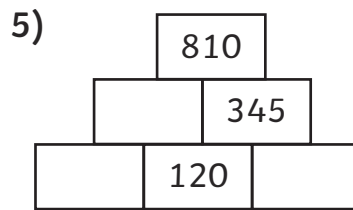
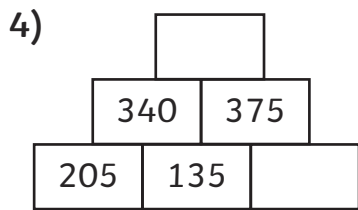
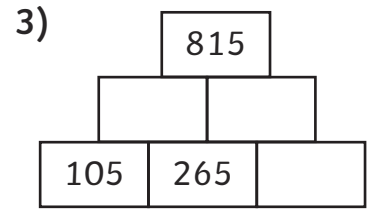
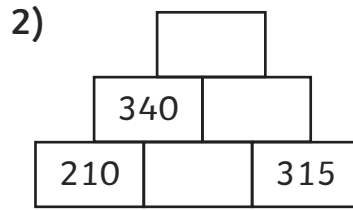
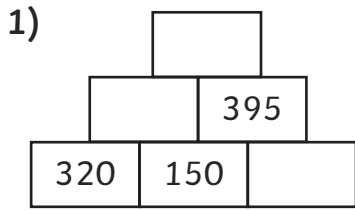
# Addition Pyramids Worksheet 1

Use addition and subtraction calculations to complete these pyramids. The first one has been done for you.



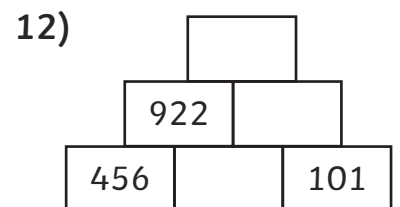
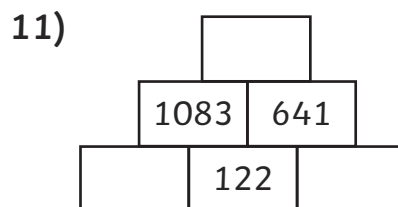
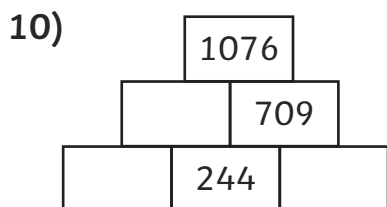
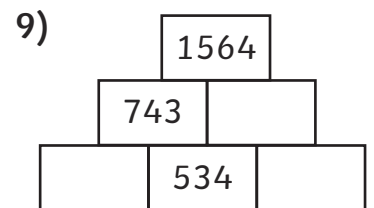
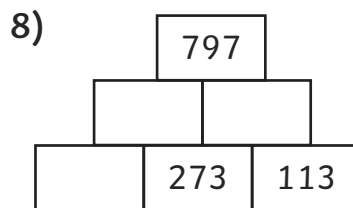
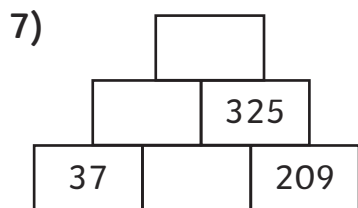
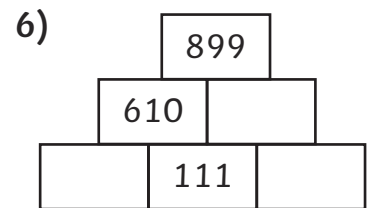
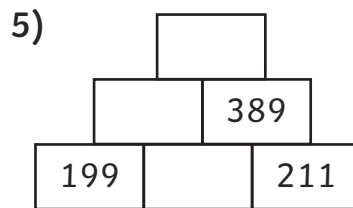
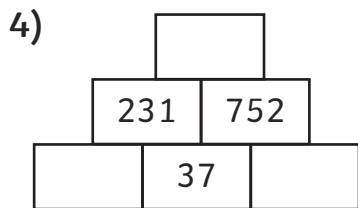
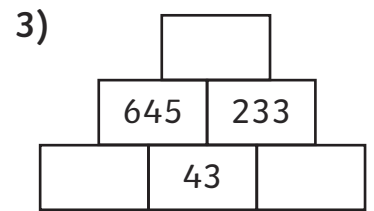
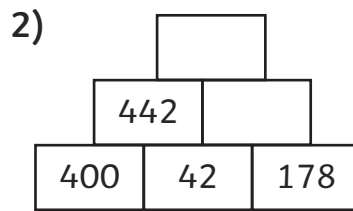
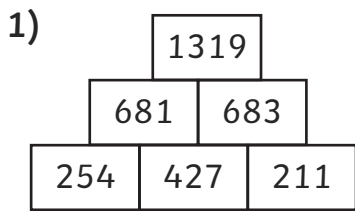
# Addition Pyramids Worksheet 2

Use addition and subtraction calculations to complete these pyramids. The first one has been done for you.



# Addition Pyramids Worksheet 3

Use addition and subtraction calculations to complete these pyramids. The first one has been done for you.



# Repeated Subtraction of a Factor

The numbers on the left in circles are multiples of the number on the right in boxes – keep subtracting the number in the boxes until you reach '0'. If you don't reach 0, check your answers to find out where you went wrong. You may need to jot some calculations down.

e.g.

$$\begin{array}{cccccccccc} \textcircled{64} & \boxed{-16} & \textcircled{48} & \boxed{-16} & \textcircled{32} & \boxed{-16} & \textcircled{16} & \boxed{-16} & \textcircled{0} & \boxed{-16} \end{array}$$

$$\begin{array}{cccccccccc} \textcircled{136} & \boxed{-34} & \textcircled{\phantom{00}} & \boxed{-34} & \textcircled{\phantom{00}} & \boxed{-34} & \textcircled{\phantom{00}} & \boxed{-34} & \textcircled{\phantom{00}} & \boxed{34} \end{array}$$

$$\begin{array}{cccccccccc} \textcircled{588} & \boxed{\phantom{00}} & \textcircled{\phantom{00}} & \boxed{\phantom{00}} & \textcircled{\phantom{00}} & \boxed{\phantom{00}} & \textcircled{\phantom{00}} & \boxed{\phantom{00}} & \textcircled{\phantom{00}} & \boxed{147} \end{array}$$

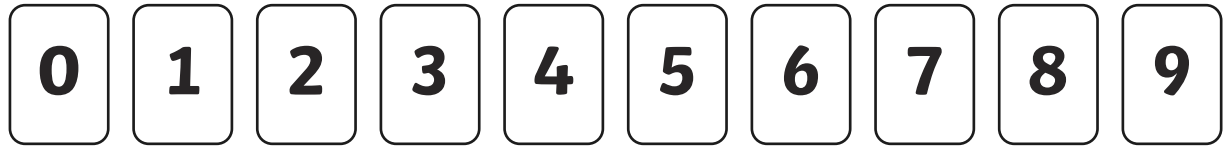
$$\begin{array}{cccccccccc} \textcircled{1488} & \boxed{\phantom{00}} & \textcircled{\phantom{00}} & \boxed{\phantom{00}} & \textcircled{\phantom{00}} & \boxed{\phantom{00}} & \textcircled{\phantom{00}} & \boxed{\phantom{00}} & \textcircled{\phantom{00}} & \boxed{362} \end{array}$$

$$\begin{array}{cccccccccc} \textcircled{1716} & \boxed{\phantom{00}} & \textcircled{\phantom{00}} & \boxed{\phantom{00}} & \textcircled{\phantom{00}} & \boxed{\phantom{00}} & \textcircled{\phantom{00}} & \boxed{\phantom{00}} & \textcircled{\phantom{00}} & \boxed{429} \end{array}$$

$$\begin{array}{cccccccccc} \textcircled{5704} & \boxed{\phantom{00}} & \textcircled{\phantom{00}} & \boxed{\phantom{00}} & \textcircled{\phantom{00}} & \boxed{\phantom{00}} & \textcircled{\phantom{00}} & \boxed{\phantom{00}} & \textcircled{\phantom{00}} & \boxed{1426} \end{array}$$

# Finding Missing Numbers in Column Subtraction Calculations

Use these digit cards just once to fill all of the gaps in the calculations.



$$\begin{array}{r} 657 \\ - 359 \\ \hline 29\boxed{\phantom{0}} \\ \hline \end{array}$$

$$\begin{array}{r} \boxed{\phantom{0}}3\boxed{\phantom{0}} \\ - 452 \\ \hline 284 \\ \hline \end{array}$$

$$\begin{array}{r} 871 \\ - 199 \\ \hline 67\boxed{\phantom{0}} \\ \hline \end{array}$$

$$\begin{array}{r} 91\boxed{\phantom{0}} \\ - 878 \\ \hline 41 \\ \hline \end{array}$$

$$\begin{array}{r} 1\boxed{\phantom{0}}69 \\ - 275 \\ \hline 1094 \\ \hline \end{array}$$

$$\begin{array}{r} 2612 \\ - 17\boxed{\phantom{0}}8 \\ \hline 854 \\ \hline \end{array}$$

$$\begin{array}{r} 3269 \\ - 1652 \\ \hline \boxed{\phantom{0}}617 \\ \hline \end{array}$$

$$\begin{array}{r} 5\boxed{\phantom{0}}12 \\ - 693 \\ \hline 4719 \\ \hline \end{array}$$

$$\begin{array}{r} 8\boxed{\phantom{0}}08 \\ - 4782 \\ \hline 3226 \\ \hline \end{array}$$

# Estimate Answers Speed Challenge

How many points can you score on the speed challenge? Set up a countdown timer for your chosen time limit and use your rounding skills to estimate the answers to as many questions as you can. When the time is up, check that your answers were in the allowable range. Score 1 point for each accurate estimate from list 1, 2 points from list 2, 3 points for list 3 and 4 points for list 4.


No extra points for fully correct answers!

Good luck!

List 1	Estimate	List 2	Estimate	List 3	Estimate	List 4	Estimate
$17+39$		$43+128$		$123+104$		$1523+1026$	
$21+48$		$17+162$		$136+153$		$1789+2391$	
$33+59$		$29+194$		$178+329$		$3456+4567$	
$39+42$		$34+208$		$346+252$		$4028+3876$	
$58+78$		$67+254$		$276+217$		$5997 + 4302$	
$29+83$		$89+287$		$302+386$		$4808 + 3007$	
$44+99$		$98+355$		$457+342$		$4512 + 5490$	
$77+89$		$17+578$		$489+512$		$7 + 5674$	
$87+92$		$85+475$		$299+992$		$2987 + 7561$	
$98+97$		$78+967$		$342+876$		$4813 + 8564$	
Points:							

# Using Inverse Operations to Check Addition and Subtraction Calculations

Check the answers to these calculations using the inverse operation and mark them right or wrong!



	Calculation	Check with Inverse	Correct?
e.g.	$\begin{array}{r} 557 \\ - 278 \\ \hline 277 \end{array}$ <p style="text-align: right; margin-right: 20px;">work backwards!</p> 	$277 + 278 = 555$	Wrong!
1.	$\begin{array}{r} 87 \\ + 446 \\ \hline 459 \end{array}$		
2.	$\begin{array}{r} 144 \\ - 75 \\ \hline 69 \end{array}$		
3.	$\begin{array}{r} 367 \\ + 459 \\ \hline 826 \end{array}$		
4.	$\begin{array}{r} 674 \\ - 596 \\ \hline 182 \end{array}$		
5.	$\begin{array}{r} 286 \\ + 1378 \\ \hline 1662 \end{array}$		
6.	$\begin{array}{r} 1342 \\ - 478 \\ \hline 942 \end{array}$		
7.	$\begin{array}{r} 2786 \\ + 1512 \\ \hline 4299 \end{array}$		
8.	$\begin{array}{r} 2457 \\ - 1687 \\ \hline 770 \end{array}$		



No.	Question	Calculation required (Do brackets first!)	Method	Answer
3.	The crisp factory needs to make 875 bags an hour. If a machine breaks down and the factory only makes 323 bags in one hour, how many does it need to make in the next hour to catch up?			
4.	Dave earns £1485 a month as a bus driver and his wife earns £1760 as a teacher. If Dave gets a pay rise of £217 a month how much less than his wife does he earn?			
5.	If William Shakespeare was born in 1564 and lived to be 52 years old, how many years ago did he die?			

Topic and fun  
activities – choose one


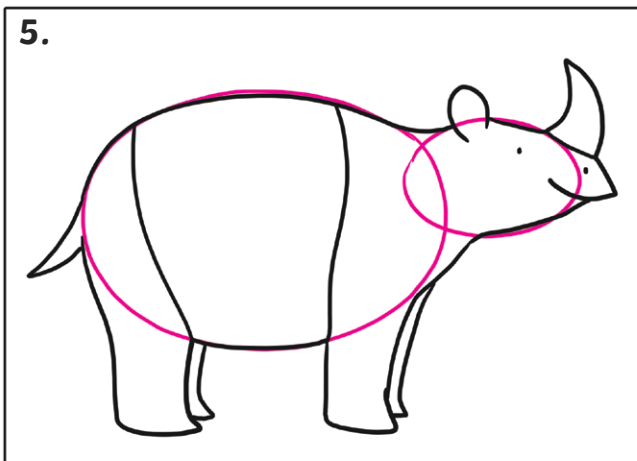
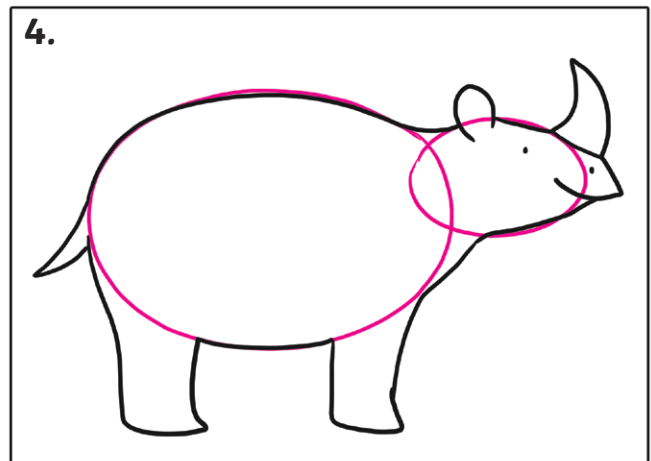
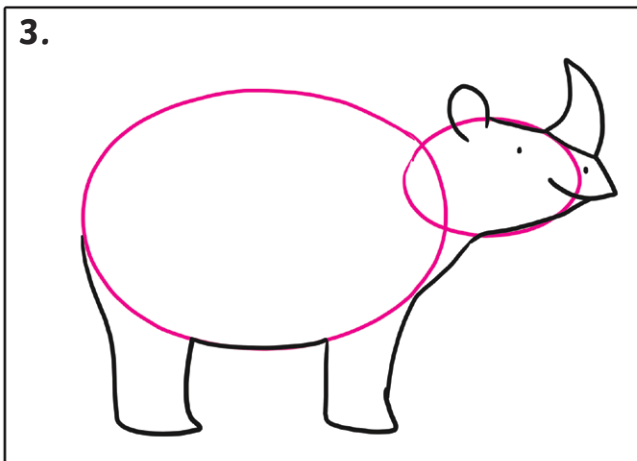


# Duplication Warm-up Drawing Exercises



# Step by Step Guide

## Drawing Characters from Ronald the Rhino


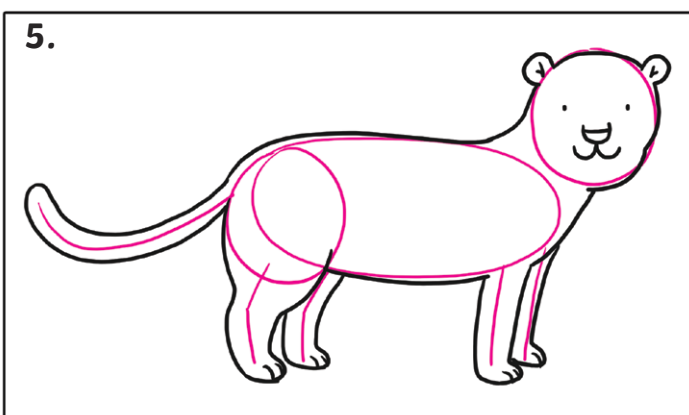
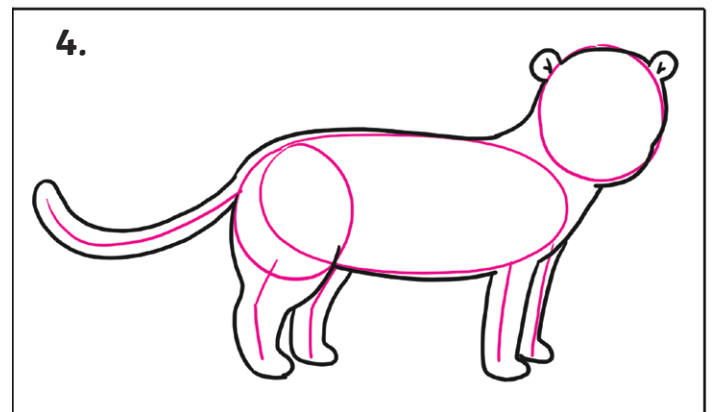
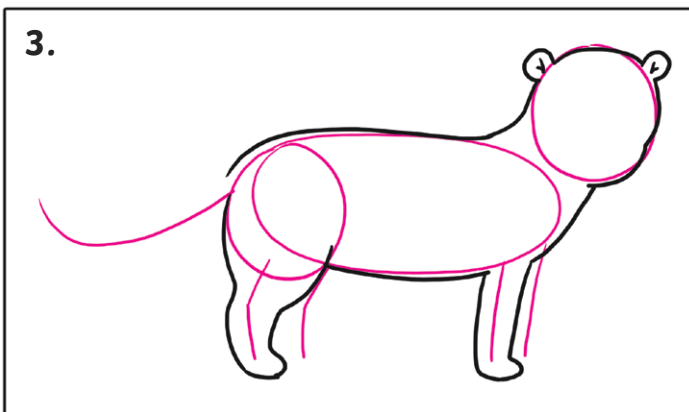
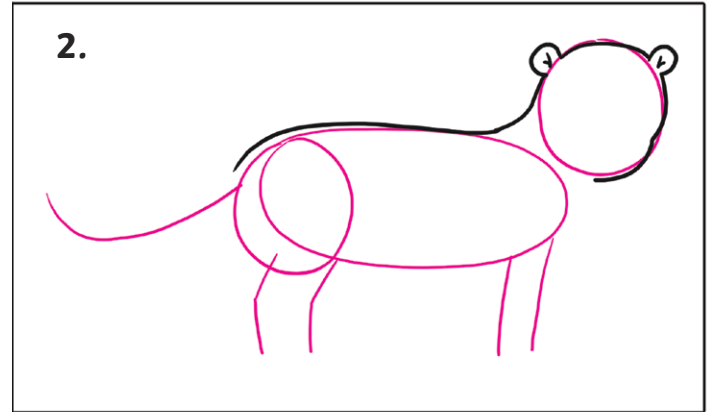
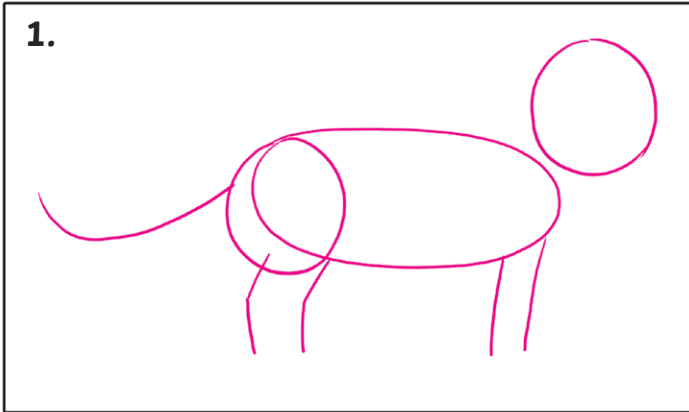
### Ronald the Rhino



# Step by Step Guide

## Drawing Characters from Ronald the Rhino


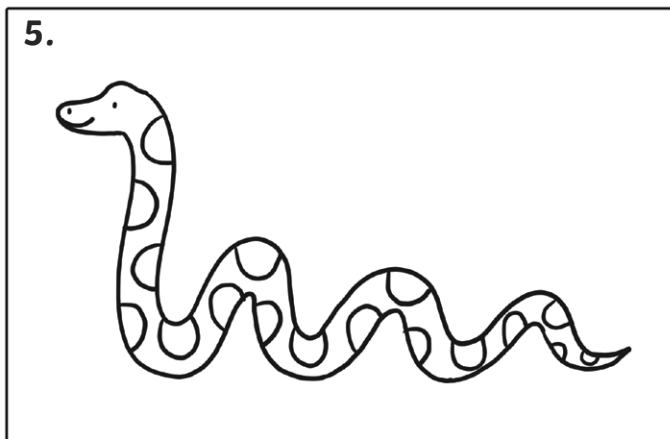
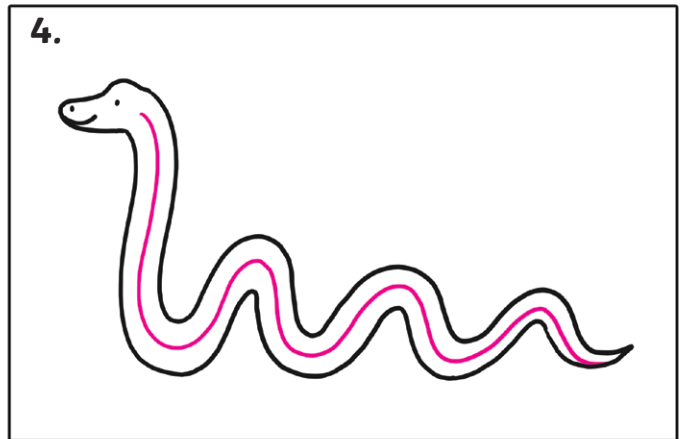
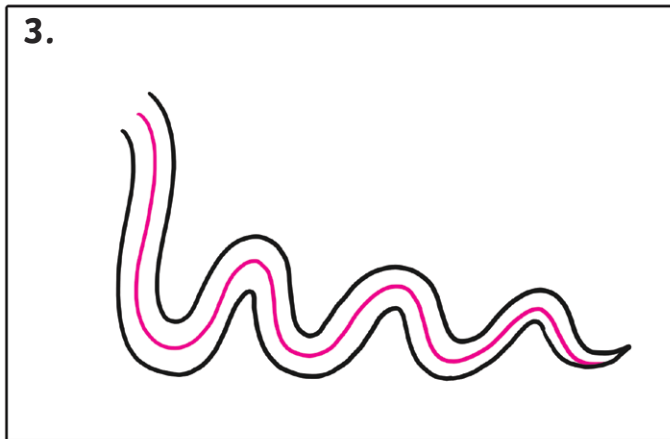
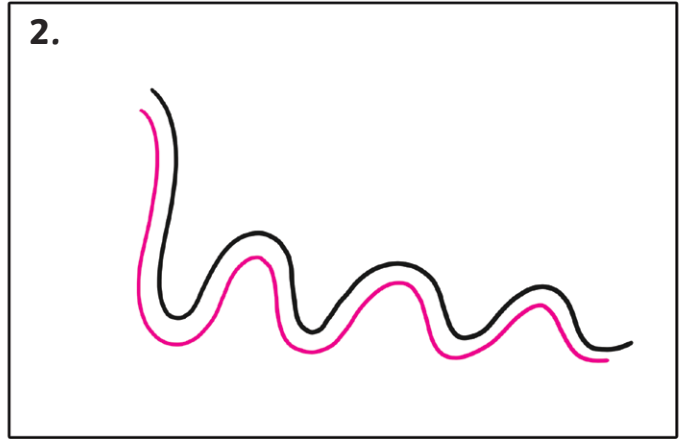
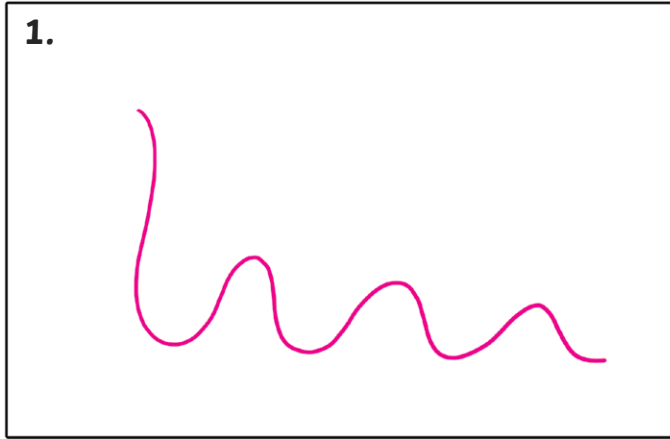
### The Leopard



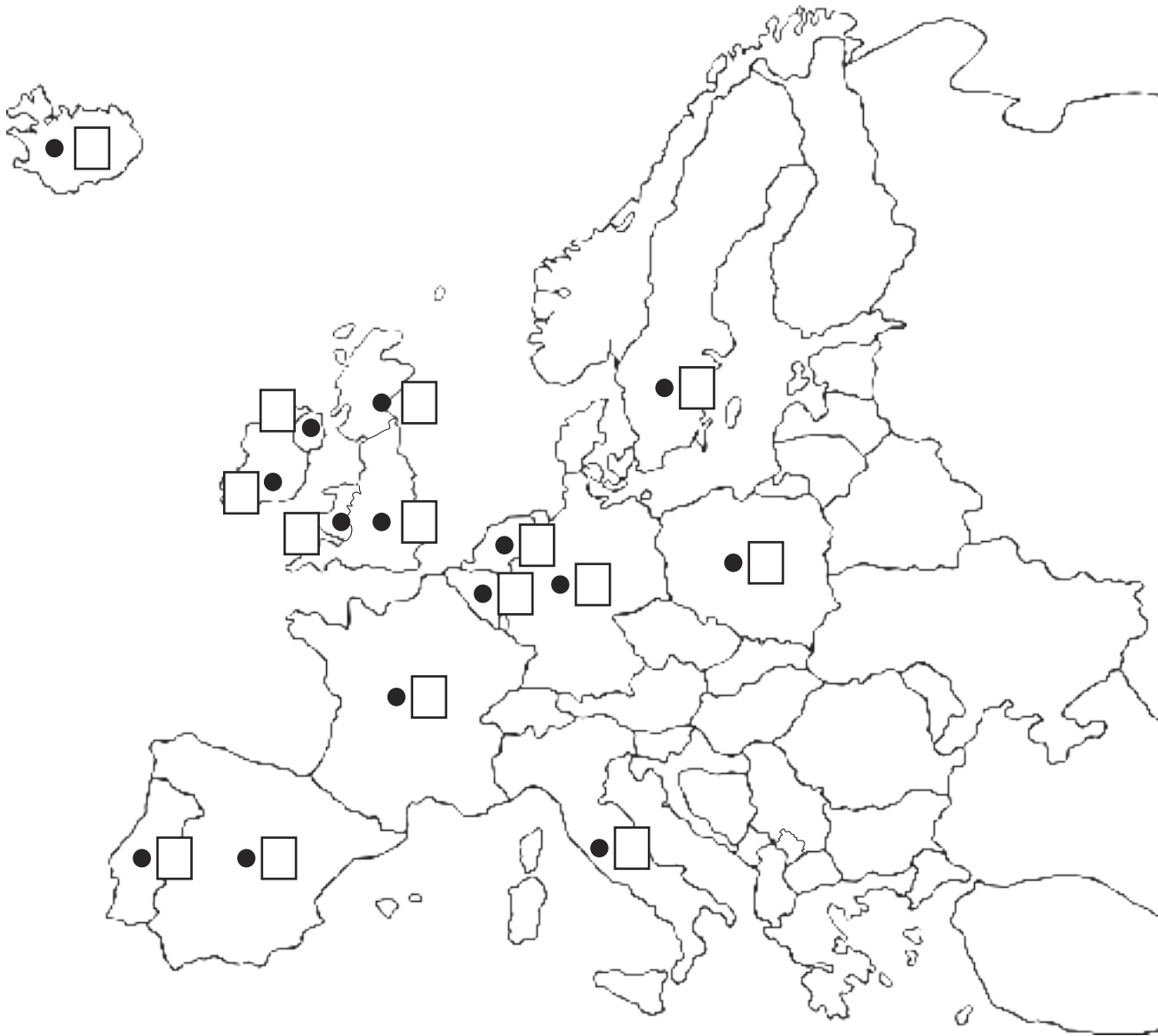
# Step by Step Guide

## Drawing Characters from Ronald the Rhino

### The Python



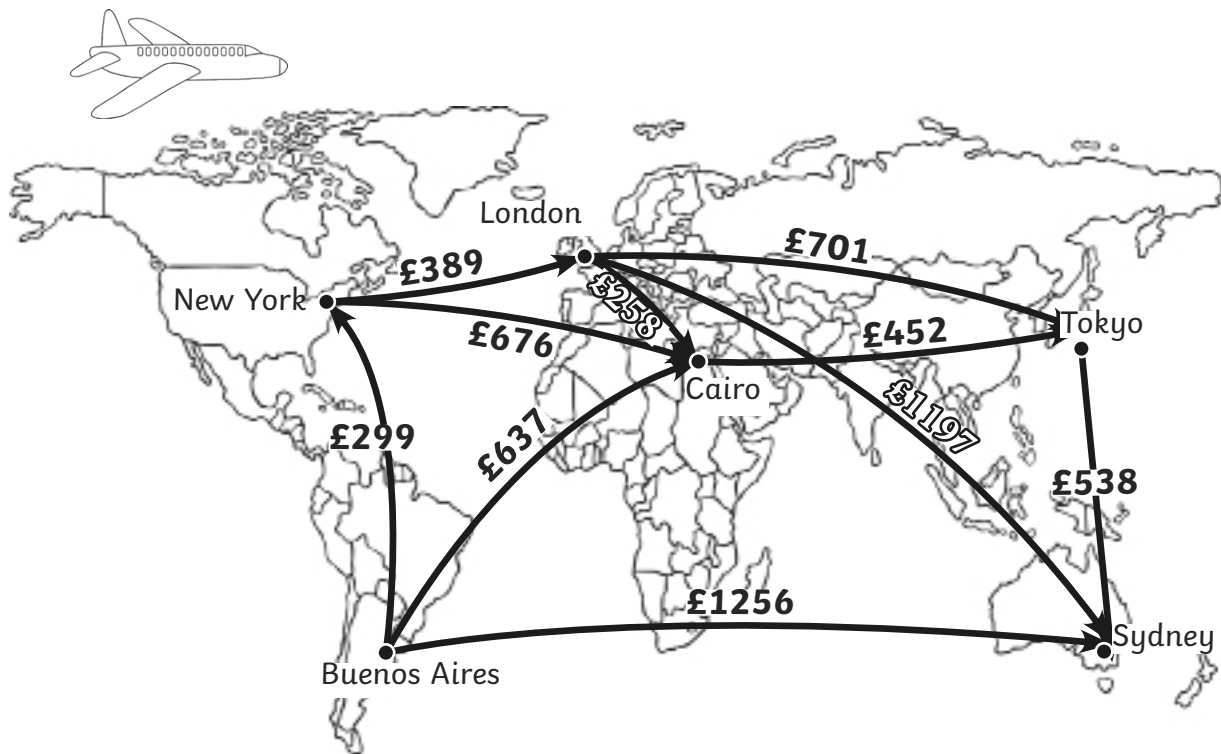
# Countries of Europe



## Key

- 1 Iceland
- 2 Ireland
- 3 England
- 4 Portugal
- 5 Spain
- 6 France
- 7 Belgium
- 8 Netherlands
- 9 Italy
- 10 Germany
- 11 Sweden
- 12 Poland
- 13 Scotland
- 14 Wales
- 15 Northern Ireland

# Around the World Flights



1. If Kim flies from New York to Cairo via London, how much change will she get from £1000?
2. Taj wants to fly from London to Sydney via Tokyo. How much will he save if he flies direct to Sydney?
3. For business class flights the price increases by £200 per flight. How much would it cost Joy to fly business class from London to Tokyo? How much change would she get from £1000?
4. Fernando lives in Buenos Aires and wants to go on holiday to Tokyo. Which would be the cheapest route for him to take?
5. Mirai wants to get from New York to Tokyo. What is the cheapest route for her to take?
6. Richard lives in London. He wants to visit Cairo and New York and return home. He only has £1500. Can he do it and if so how much will he have left?



# Greek Gods

## Zeus




Zeus was \_\_\_\_\_  
\_\_\_\_\_.

Draw a picture of Zeus.

His temper affected \_\_\_\_\_  
\_\_\_\_\_.

He was married to \_\_\_\_\_  
\_\_\_\_\_.

Zeus was seen as \_\_\_\_\_  
\_\_\_\_\_  
\_\_\_\_\_  
\_\_\_\_\_.



### Did You Know?

Zeus' brothers were \_\_\_\_\_  
\_\_\_\_\_.

Draw a family picture.





# Greek Gods

## Poseidon




Poseidon was the God of \_\_\_\_\_.


He was \_\_\_\_\_  
\_\_\_\_\_.

Draw a picture of Poseidon.

He lived \_\_\_\_\_  
When he was angry he \_\_\_\_\_  
\_\_\_\_\_.



## Ares



Ares was the God of \_\_\_\_\_.

He was \_\_\_\_\_.

His symbols \_\_\_\_\_.

Draw a picture of Ares.

### Did You Know?

Ares was the son of \_\_\_\_\_  
\_\_\_\_\_.



# Greek Gods


## Aphrodite



Aphrodite was the Goddess of \_\_\_\_\_  
\_\_\_\_\_.

Draw a picture of Aphrodite.

She was daughter of \_\_\_\_\_.



## Hermes



Hermes was the God of \_\_\_\_\_.

He wore \_\_\_\_\_.

Draw a picture of Hermes.



### Did You Know?

Hermes invented \_\_\_\_\_  
\_\_\_\_\_.

Draw some boxing gloves.



# Greek Gods

## Hades



Hades was \_\_\_\_\_.

\_\_\_\_\_ were his brothers.

Draw a picture of Hades.

He wore \_\_\_\_\_.

He also had \_\_\_\_\_.

who guarded the underworld.

## Athena

Athena was \_\_\_\_\_.

Her symbol was \_\_\_\_\_.

Draw a picture of Athena.

### Did You Know?

Athena didn't have \_\_\_\_\_

\_\_\_\_\_.

She was born \_\_\_\_\_

\_\_\_\_\_.